

PROACE EV



PROACE EV

YOUR NEW ELECTRIC TOOL

Proace Electric combines the no-compromise capability and versatility of the Proace, with the performance and efficiency of an all-electric, zero-emission powertrain.

Whatever the demand, Proace Electric is by your side. Jobs are handled with unbeatable performance and quietness.

A powerful motor delivering outstanding acceleration, range and above all, the freedom of zero emissions. With impressive payload and towing capacity at your disposal, every job's covered. Inside, dedicated EV features help you keep an eye on battery capacity and consumption.

Scan the QR code to learn more about the Proace EV.



ALL IMAGES CONTAINED IN THIS DOCUMENT ARE FOR ILLUSTRATIVE PURPOSES ONLY.
LOCAL SPECIFICATION MAY VARY.

PROACE EV



PERFORMANCE AND EFFICIENCY

Battery & Range	GX LWB
Battery Size (kWh)	75
Electric Range (WLTP) (km)	342*
AC Charging Power (kW) / Time (0-100%)	11/7.5 hrs
DC Charging Power (kW) / Time (5-80%)	100/45 mins
Electric Consumption (kWh/100km)	24.4

Powertrain	GX LWB
Drive	Front Wheel Drive
Electric Motor (kW/hp)	100/140
Torque (Nm)	260
Emissions (WLTP) (g/km)	0
Top Speed (km)	130

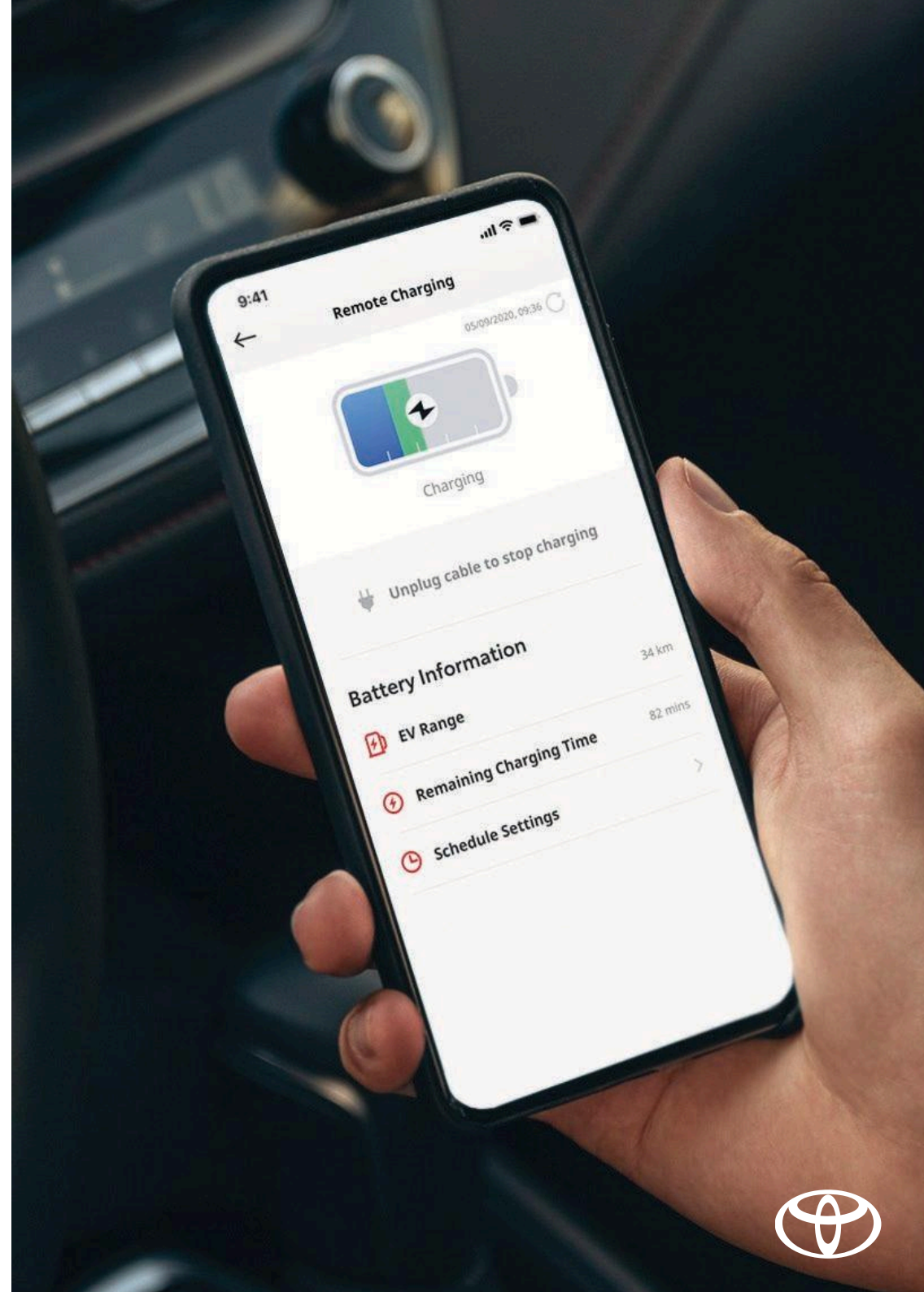
Dimensions & Capacities	GX LWB
Length (mm)	5330
Height (mm)	1910
Width (mm)	1920
Payload (kg)	1000
Towing Capacity (kg)	1000

*Pending final homologation



ALWAYS ON THE GO, ALWAYS CONNECTED

The intelligent cockpit keeps everything in sync between your vehicle and smartphone. Designed to make driving easier, the My Toyota App on your smartphone opens up a world of connectivity. Depending on the model, check your vehicle's battery level, schedule charging and view trip data. Schedule remote A/C to cool and heat your vehicle before driving. Scan the QR code to learn more about the My Toyota App.





BATTERY & CHARGING



CHARGING

Charging the Proace EV is easy and safe, with multiple charging options to meet customer needs in every situation.



SEMI-FAST EVERYDAY

A wallbox can be installed at customers' homes or offices for efficient charging:

- ° Home -11 hours at 32A with 11kW OBC
- ° Public - From 7.5 hours



FAST ON-THE GO

Using high-output (up to 100 kW) public DC chargers, customers can achieve a 5-80% charge in around 45 minutes* with cable equipped at charge point.

*DC Charging time subject to local conditions



SLOW IF NECESSARY

Charging from a home socket is possible but takes considerably longer, up to 37 hours at 10A.

TOYOTA

MANUFACTURER'S WARRANTY

For peace of mind Toyota manufacturer's warranty ensures that every trip runs smoothly with:

Manufacture Warranty

- 3yrs/100,000km - Manufacturer's Warranty
- 3yrs/unlimited mileage - Surface Rust/Paintwork
- 6yrs/unlimited mileage - Corrosion Perforation

EV Warranty

- 5yrs/100,000km - All EV Components
- 8yrs/160,000km - EV Battery Warranty

For further warranty details contact your local Toyota Dealer.

PROACE EV




TOYOTA RELAX

Toyota Relax is a testament to the confidence we place in the quality of our vehicles. After your manufacturer's warranty finishes, you can still feel complete peace of mind, with a new 12 month or 15,000km Toyota Relax warranty if you service your vehicle with us. So you can rest assured that your car is in safe hands with expert technicians, who only use genuine parts. So your Toyota stays 100% Toyota.

If you choose Toyota to service your vehicle, we'll reward your loyalty. Whenever you choose to service with us, you are eligible for a new Toyota Relax warranty - up to 10 years vehicle age or 185,000km (whichever comes first) after the expiration of the manufacturer's warranty. See Toyota Website (www.toyota.ie/relax) for more details.



LWB GX



Safety

- Multi-reflector halogen headlamps
- Daytime running lights (bulb)
- Anti-lock Braking System (ABS) with Electronic Brake force Distribution (EBD)
- Brake Assist (BA)
- High-mounted stop lamp (LED)
- Rear combination lamps (bulb)
- Vehicle Stability Control (VSC)
- Hill-start Assist Control (HAC)
- Alarm
- Supplemental Restraint System (SRS) airbags - 2 airbags
- Tyre pressure monitoring system
- Fixed panel bulkhead
- Black protection moulding on side doors
- Front fog lamps (LED)
- Dusk sensor
- Rain sensor
- Visio 180° rear view camera
- Rear parking sensors
- Programmable Adjustable Speed Limiter (ASL) and Cruise Control
- Halogen Headlamps with Automatic Highbeam
- Pre-collision System (PCS) with Auto Emergency Brake (AEB)
- Lateral airbags

Comfort

- Automatic air conditioning
- Driver armrest
- Heated driver seat
- 2-seater front passenger bench
- Height-adjustable driver seat
- Power-adjustable, retractable heated door mirrors
- Adjustable lumbar support on driver seat
- Front power windows
- Front 12V power outlet (2)
- Cargo area 12V power outlet
- Remote door lock

Style

- Privacy Glass - 30% (Smoke tint)
- Short antenna
- Dark grey fabric upholstery
- Chrome insert on front grille
- Black front bumper
- Black rear bumper
- Black door mirrors
- Black door handles
- Two sliding side doors
- 180° opening of rear wing doors
- Electric park brake

Interior & Instrumentation

- 3-spoke leather heated steering wheel
- 10" Digital Cluster

Weights & Towing Capacity

- Kerb weight (kg) 2052-2269 kg
- Gross vehicle weight (kg) 3053 kg
- Towing capacity with brakes (kg) 1000 kg

Multimedia

- 10" multimedia display inc. wireless Apple CarPlay & Android Auto **
- 4 speakers
- USB connector (Type C)
- Bluetooth® mobile phone connection
- Digital Audio Broadcast (DAB)

Transport

- Open upper dashboard storage compartment
- Closed upper glovebox
- Front door pockets
- Front cup holders
- Audio switches on the Steering Wheel
- Smart Cargo

Wheels

- 16" steel wheels with wheel cover
- Full size Temporary spare wheel

Battery	75 kWh
On-board charger	11 kW 0
CO ² Combined (WLTP)	0 g/km
Range (WLTP Combined)	342 km*
Annual Road Tax	€333

** Apple CarPlay is a trademark of Apple Inc.

* Pending final homologation

PROACE EV



EXTERIOR COLOURS



Icy White (EPR)



Titanium Grey (KKJ)



Black (KTV)



Silver (KCA)

PROACE EV



INTERIOR TRIMS

Available in dark grey fabric with a unified black instrument panel that delivers a fresh image.



Dark grey fabric (43FT)



PROACE EV

KEY ACCESSORIES

POINT YOUR CAMERA
AT THE QR CODE TO
VIEW TOYOTA
ACCESSORIES FOR
THIS MODEL



PROACE EV PROTECTION PACK



REAR BUMPER PROTECTION PLATE

Designed to protect the rear bumper paintwork against scratching when sliding heavy or awkward loads into the boot.



FRONT & REAR MUD GUARDS

Designed to minimise water, mud and stones spraying onto your car's body.

ROOF BARS



ALUMINIUM ROOF PLATFORM COMPACT (MWB)

Heavy duty aluminium platform with integrated roller bar to facilitate loading. LWB available



STEEL ROOF PLATFORM FOR COMPACT (MWB)


Heavy duty steel platform with integrated roller bar to facilitate loading. LWB available



ROOF RACK (3 BARS)

Lockable aerodynamic aluminium design that is easy to install and remove. It combines with a wide range of specialised carrying attachments. 2-bar option available





BUILT FOR A BETTER WORLD

To the best of our knowledge, all information in this product guide is correct at the time of going to print. Details of specifications and equipment provided in this product guide are subject to local conditions and requirements and may, therefore, vary from models available in your area. Please enquire with your local dealer for details on your local specifications and equipment. Vehicle body colours may differ slightly from the printed photographs in this Product Guide. Toyota Ireland reserves the right to alter any details of specifications and equipment without prior notice. © 2024 by Toyota Ireland. No part of this publication may in any way be reproduced without the prior written approval of Toyota Ireland.

